



BLUECERA.

20 mm

STONEWARE COLLECTION


ABSOLUTE COLOR IMMENSE THICKNESS

Thickness 20 mm. is characterized by its high performance to Impact resistance and Bending Strength as well as its extraordinary anti-slip properties..


The high performance vitrified stoneware, 20mm thick, inspired by Stone, Marble, Concrete and Wood, for designing any outdoor space with exactly the right look. Excellent anti-slip properties and resistance teamed with outstanding versatility, thanks to the many different sizes, finishes, colours and trims. For design that fits perfectly into its context, in absolute stylistic continuity with indoor design schemes, 20mm stoneware are in line with the most innovative contemporary trends.

The power of STONEWEAR lies in the fact that it is a neutral, exceptionally versatile furnishing material, and in its ability to embody the whole material identity of the ceramic product, transforming it into a container able to bring out the very best in all types of finishes and furnishing elements. has fully exploited this characteristic feature of colors, coming up with a light, delicate collection with clean-cut, yet profound textures reminiscent of the material in its most typically original guise, enhanced by a careful selection of subtle details.

SIZES FROM 60X120CM TO 20X20CM
CREATING POSSIBILITY FOR INFINITE CREATIONS



60x120, 120x30, 60x90, 60x60, 60x30, 30x30




YOU'RE BOUND TO EXPLORE MORE

20MM

The 20 mm-thick stoneware collections are perfect for outdoor use, for covering terraces, staircases, gardens, paths and driveways, as well as walls, steps etc.

Extra-thick porcelain stoneware is the most suitable solution for both outdoor and indoor heavy-traffic floor coverings- such as vehicle spaces in a garage, where it is installed with adhesive - because it is resistant to loads and stresses, waterproof, stain resistant, resistant to chemicals and flame retardant, frostproof, resistant to thermal shock, atmospheric gents and light. From an aesthetic point of view


20mm stoneware tiles offer great scope for customization thanks to collections dedicated to great tactile finishes of stone - and to the range of colours, which encompasses light and dark tones, warm and cold shades of grey, white, black, blue, beige, ivory, crema, brown and many more.



20Σ 16Σ

**ENRICH
SIMPLICITY AT
YOUR LIVING**

Aleut Grafito







20x16

CREATE A
MAGNETIC
AMBIANCE

Fossil Black






20 **16**

**CREATE A
VIBE OF PURITY
AT YOUR SPACE**

Quartz Gray





20 **16**

INTACT FILTERED
TRANQUILITY IN
YOUR LIVING

Tegel B



60x120cm



60x60cm



30x30cm



20x20cm



60x90cm



30x60cm





 **20**  **16** 

EXHIBIT
ULTIMATE
CONVIVALITY

Turbo Brown Gray



60x120cm



60x60cm



30x30cm



20x20cm



60x90cm



30x60cm





 **20**  **16** 


LEVITATE
YOUR STYLE
QUOTIENT



Aleut Crema

20 **16**

Basaltino



Belzium Stone Black



Belzium Stone Dark



Benito Black



Benito Gray




Available Sizes





20x16

**REINTRODUCE
THE CONCEPT
OF LAVISH LIVING**




Black Slate

20mm | 16mm

Cosmic Beige



Cosmic Black



Cosmos Ivory



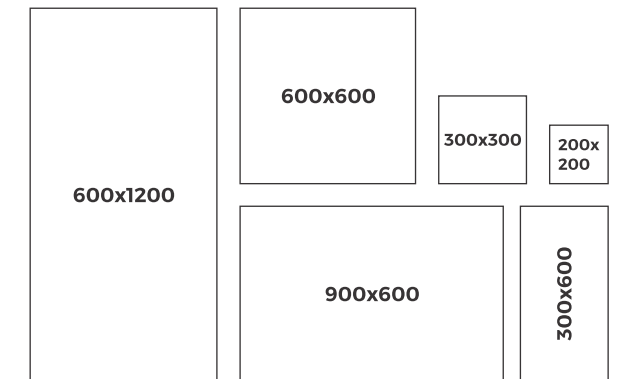
Darwin Graffito



Fossil Gray



Available Sizes





20x16


CONVEY
CLARITY IN
YOUR LIFESTYLE




Gabbaro Crema

20mm | 16mm

Grave Silver Gray



Hammer Stone Beige



Hammer Stone Gray



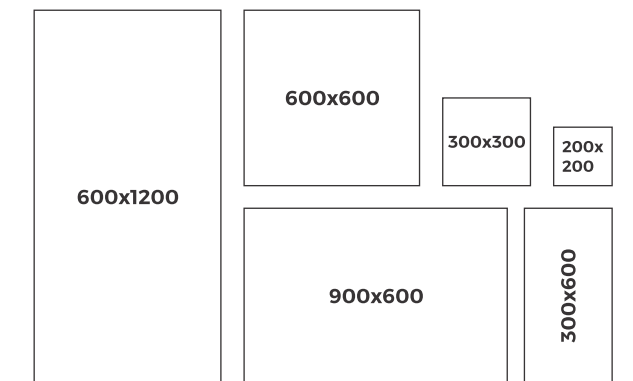
Lego Grey



Martin Stone Light



Available Sizes





20x16

**ADD APT
FLARE TO
YOUR SPACE**



Miraj Black

20MM | 16MM

Miraj Gray



Namur Girs



Orion Sand



Tegel A



Tegel Black



Available Sizes





20x16

LIVE WHERE
YOUR MIND
STAYS STILL



Tegel M

20MM | 16MM

Tegel Decor 1



Tegel Decor 2



Tegel F



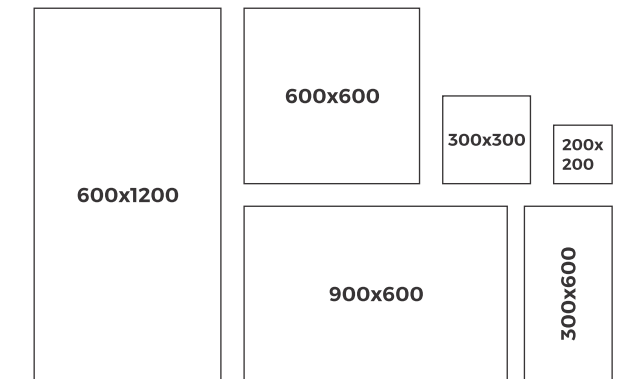
Tegel G



Tegel P



Available Sizes





PORTRAIT NATURAL INSIGHTS AT YOUR SPACE

WOODENZA COLLECTION

The new 20mm **WOODENZA** is ideal for outdoor pavings, including raised pavings. Hard-wearing and resistant to thermal shock, loads and stresses, This 20mm vitrified tile is highly suitable for paving patios and balconies and for laying garden paths and driveways with wooden looking bony surfaces. The perfect alternative to wood, it remains absolutely unchanged over time.



20  **16** 

**UPGRADE YOUR
LUXURIOUS
DESIRES**



600x1200



300x1200



200x1200

Fire Wood Marron



20 **16**

**BUILD A
MAGNETIC
COMFORT ZONE**



600x1200



300x1200



200x1200

Softwood Miel



20 Σ 16 Σ

ASTONISH
ALL WITH YOUR
DECOR CHOICES



600x1200



300x1200



200x1200

Softwood Perla



20 **16**

MERGE
SIMPLICITY WITH
THE MAGNIFICENT



600x1200



300x1200



200x1200

Strom Wood Beige



20 **16**

**EXPLORE
THE UNIQUE
FLOORING CONCEPT**



600x1200



300x1200



200x1200

Strom Wood Brown

MODULE SERVICE

Servizio Modulare. Formati Differenti, Grande Liberta. Personalizza Il Tuo Pavimento, Scegli Il Tuo Colore.
 Modulieren Bedienung. Verschiedene Grossen, Grossere Freiheit. Personalisieren Wahle Deine Farbe.
 Moduler Service. Differentes Tailles, Plus Grande Liberte. Personnalisez Votre Pave. Choisis Ta Couleur.

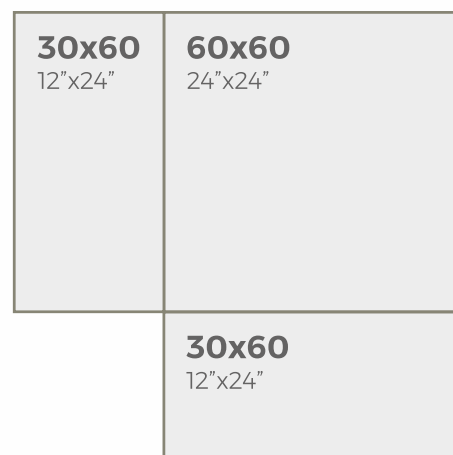
DIFFERENT SIZES, GREATER FREEDOM.
 CUSTOMIZE YOUR PAVING. CHOOSE YOUR COLOR



Module 1*

60x120 = 40%
 60x60 = 20%
 60x90 + 30x60 = 40%

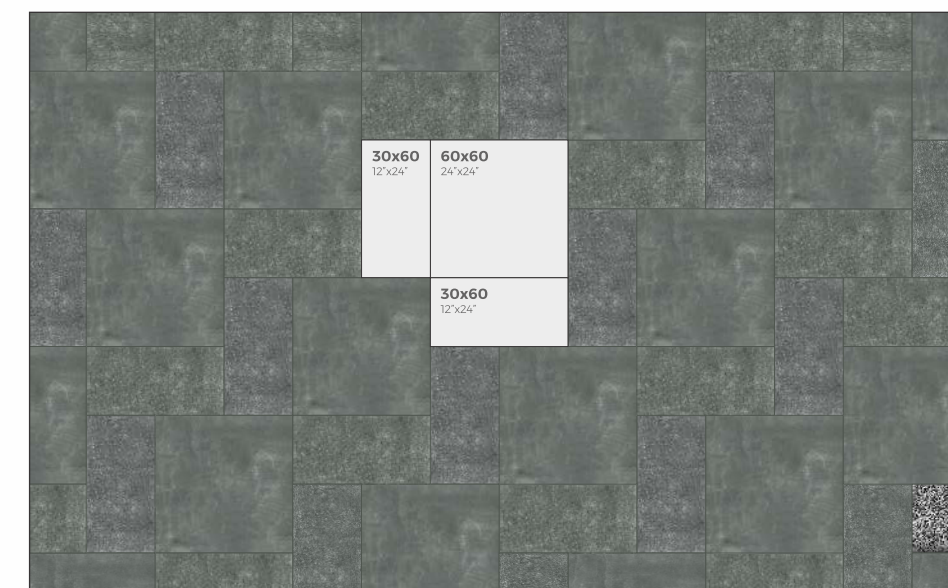

Available in all colors 60x120
 Disponibile in tutti i colori 60x120
 In allen Farben erhältlich 60x120
 Disponible dans toutes les couleurs 60x120



Module 2*

60x60 = 50%
 30x60 = 50%

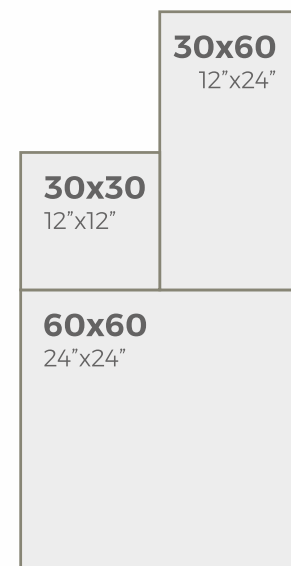
Available in all colors 60x60 and 60x90
 Disponibile in tutti i colori 60x60 e 60x90
 In allen Farben erhältlich 60x60 und 60x90
 Disponible dans toutes les couleurs 60x60 & 60x90



*Available in 2/3 weeks. Disponibilità in 2/3 settimane. Verfügbar in 2/3 Wochen.
 Disponible dans 2/3 semaines.

MODULE SERVICE

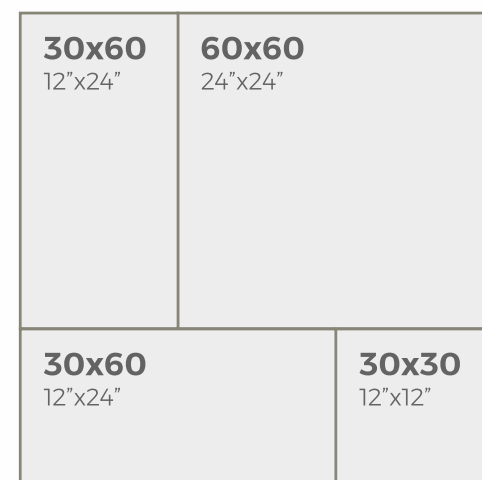
Servizio Modulare. Formati Differenti, Grande Liberta. Personalizza Il Tuo Pavimento, Scegli Il Tuo Colore.
Modulieren Bedienung. Verschiedene Grossen, Grossere Freiheit. Personalisieren Wahle Deine Farbe.
Moduler Service. Differentes Tailles, Plus Grande Liberte. Personnalisez Votre Pave. Choisis Ta Couleur.



Module 3*

60x60 = 57%
30x30 = 14%
30x60 = 29%

Available in all colors 60x60 & 60x90
Disponibile in tutti i colori 60x60 & 60x90
In allen Farben erhältlich 60x60 & 60x90
Disponible dans toutes les couleurs 60X60 & 60x90





Module 4*

60x60 = 44%
30x60 = 45%
30x30 = 11%

Available in all colors 60x60 and 60x90
Disponibile in tutti i colori 60x60 e 60x90
In allen Farben erhältlich 60x60 und 60x90
Disponible dans toutes les couleurs 60x60 & 60x90

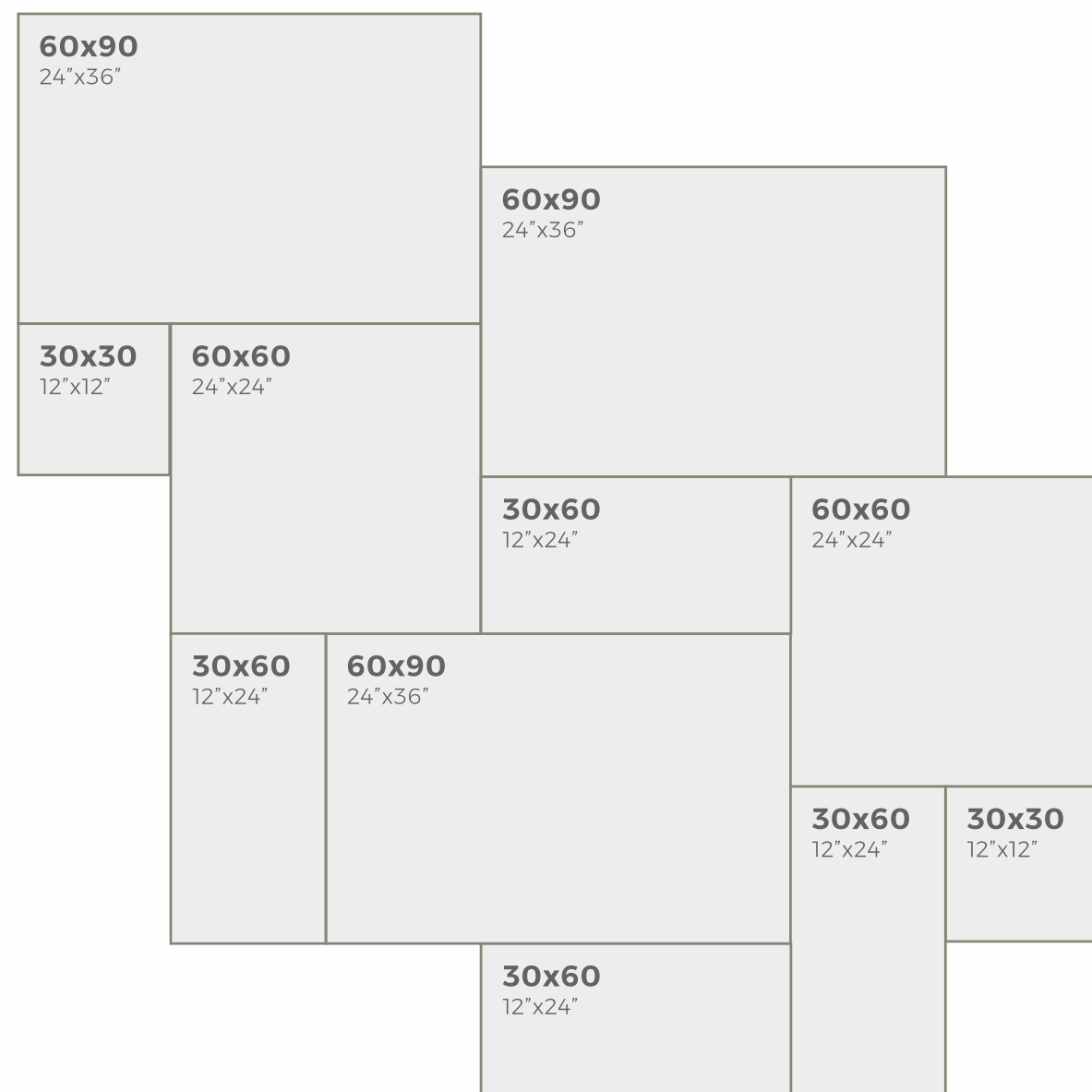
DIFFERENT SIZES, GREATER FREEDOM.
CUSTOMIZE YOUR PAVING. CHOOSE YOUR COLOR



*Available in 2/3 weeks. Disponibilit  in 2/3 settimane. Verf gbar in 2/3 Wochen.
Disponible dans 2/3 semaines.

MODULE SERVICE

Servizio Modulare. Formati Differenti, Grande Liberta. Personalizza Il Tuo Pavimento, Scegli Il Tuo Colore.
Modulieren Bedienung. Verschiedene Grossen, Grossere Freiheit. Personalisieren Wahle Deine Farbe.
Moduler Service. Differentes Tailles, Plus Grande Liberte. Personnalisez Votre Pave. Choisis Ta Couleur.



DIFFERENT SIZES, GREATER FREEDOM.
CUSTOMIZE YOUR PAVING. CHOOSE YOUR COLOR

Module 5*

90x60 = 56%

60x60 = 25%


30x60 = 13%

Available in all colors 60x90 & 60x120

Disponibile in tutti i colori 60x90 & 60x120

In allen Farben erhältlich 60x90 & 60x120

Disponible dans toutes les couleurs 60x90 & 60x120



*Available in 2/3 weeks. Disponibilità in 2/3 settimane. Verfügbar in 2/3 Wochen.

Disponible dans 2/3 semaines.

The 20 mm Thick stoneware collections are perfect for outdoor uses like for covering terraces, staircases, gardens, paths and driveways, as well as walls, steps etc.

It is thus possible to create continuity between indoor and outdoor floor coverings. 20mm stoneware tiles can be installed dry on gravel, grass, a raised floor and sand, or with adhesive on screed.

DRY LAYING

Put dry in support
Trockene Verlegung Durch Auflage
Get in the heat right now



GRASSY GROUND - Grass - Race - Grassy soil

To lay the paving, place the tiles in a stepping stone arrangement. It is important to estimate the numbers of stepping stone needed to complete the path, then arrange the tiles at an equal distance apart.



GRAVEL - Ghiaia - Choose - Gravier

Lay the tiles on gravel to obtain an even surface with minimal joints of 5mm even on large areas, guaranteeing excellent rainwater run-off.



SAND - Sabbia - Sand - Sable

Keep the sand wet at the time of laying to get the perfect even surface.

LAYING ON WET SAND WITH CEMENT

Put your fresh fresco with mixed cement ghiaia
Verlegung auf nassen Sand mit Cement
I put a bird gravel mixed honey



TRADITIONAL WAY OF LAYING WITH ADHESIVE

CX1 is grey cement based polymer modified quick set tile adhesive. It gives excellent bond on cementitious surfaces like concrete and plaster. CX1 Adhesive forms a waterproof barrier between two surfaces and has excellent 'grab' properties.



RAISED LAYING WITH SUPPORT

An extremely easy system to inspect that allows for the installation of a system of irrigation, pipes, cables and lighting below the floor. Slabs are repositionable to facilitate maintenance of the underlying items.





MIRAJ BLACK

SPECIAL PIECES

PEZZI SPECIALI
BESONDERE STÜCKE
PIÈCES SPECIALES

ALL COLORS AND DESIRED FORMATS ARE AVAILABLE UPON REQUEST

The special pieces are obtained from standard sizes available in the catalogue, with the condition of the maximum size of the same slab.


DISPONIBILI A RICHIESTA IN TUTTI I COLORI E FORMATI DESIDERATI

I pezzi speciali vengono ricavati dalle misure delle lastre standard disponibili a catalogo con il vincolo della dimensione massima della stessa lastra.

AUF ANFRAGE IST DIE ANFERTIGUNG VON ALLEN FARBEN UND FORMATEN AUS UNSERM KATALOG-SORTIMENT MÖGLICH
Die Sonderanfertigungen werden aus der, in Katalog verfügbaren Standardgrößen, gefertigt.

DISPONIBLE SUR TOUTES LES COULEURS ET LES TAILLES SOUHAITÉES

Les pièces spéciales seront obtenues à partir des dimensions standard disponibles dans le catalogue, à condition que les dimensions maximales de la même dalle soient respectées.



KERAMIK TUMBLLED

TUMBLLED - FIEL



FOSSIL BLACK



FOSSIL BLACK



FOSSIL BLACK



LIVE PHOTOGRAPHY
FOR
TUMBLLED STONE
20x20cm

BLOCK STEP

GRADONE - BLOCKSTUFE - MARCHE BLOC



TEGEL B



BELZIUM STONE DARK




BENITO GRAY

STEP / COPING

GRADINO / COPERTINA - STUFE / ABDECKPLATT - MARCHE / COUVERTINE



QUARTZ GRAY



FOSSIL BLACK



FOSSIL GRAY

STEP WITH BULLNOSE

GRADINO / BORDO TORO - STUFE MIT RUNDER KANTE - MARCHE AVEC NEZ VU ARRONDI



TEGEL A



BLACK SLATE


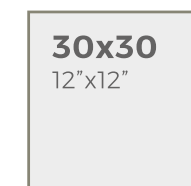
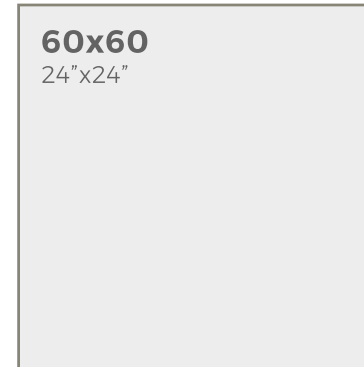


MIRAJ GRAY

SPECIAL CUTS **SUGGESTED IDEAS**




CUSTOMIZE YOUR PAVING, CHOOSE YOUR COLOR

SPECIAL CUTS. SUGGESTED IDEAS. CUSTOMIZE YOUR FLOOR, CHOOSE YOUR COLOR.
SPEZIALSCHNITT. VORGESCHLAGENE IDEEN. PASSEN SIE IHRE PFLASTERUNG AN, WÄHLEN SIE IHRE FARBE.
COUPE SPÉCIALE. IDÉES SUGGÉRÉES. PERSONNALISE TON PAVAGE, CHOISIS TA COULEUR.





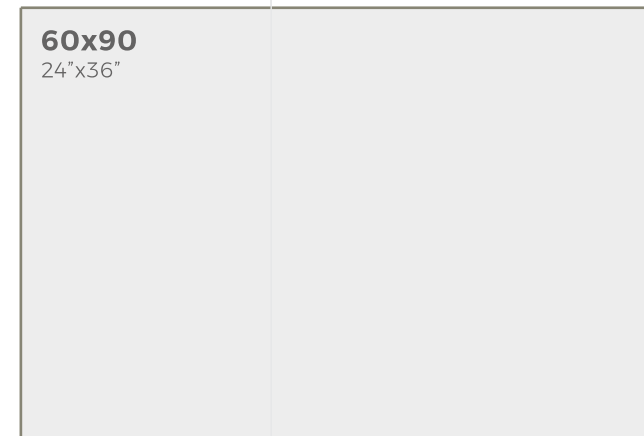
Available in all colors 60x60
Disponibile in tutti i colori 60x60
In allen Farben erhältlich 60x60
Disponibile dans toutes les couleurs 60x60

*Available in 2/3 weeks. Disponibilità in 2/3 settimane. Verfügbar in 2/3 Wochen.
Disponible dans 2/3 semaines.






60x120
24"x48"

Available in all colors 60x120
Disponibile in tutti i colori 60x120
In allen Farben erhältlich 60x120
Disponible dans toutes les couleurs 60x120



60x90
24"x36"

Available in all colors 60x90
Disponibile in tutti i colori 60x90
In allen Farben erhältlich 60x90
Disponible dans toutes les couleurs 60x90



40x120
16"x48"

Available in all colors 40x120
Disponibile in tutti i colori 40x120
In allen Farben erhältlich 40x120
Disponible dans toutes les couleurs 40x120

Recommendations on installation of ceramic products

Installation Technique

The adhesion, considered as the strength of the union between the ceramic piece and the support, plays an important role in the quality of the ceramic tile. A good adhesion must ensure a firm hold of new ceramic materials with low porosity, resistance to abrasion, to ice, large formats, as well as the assembly or installation of these in industries, large commercial areas, facades, etc., make Adhesive products are developed.

The knowledge acquired about the use of special adhesives, make the process of placement in thick layer (mechanical adhesion) is replaced by a system of placement with thin layer (chemical adhesion) that offers clear advantages, especially related to the quality of the work both in terms of adhesion and hardness. So a suitable adhesive will be chosen depending on the surface of the placement and the type of the ceramic tile.

It is very important that in the placement of the ceramic tile the tools and suitable tools are used (notched trowel, white rubber mallet, spirit level and suction cup). We must also consider important that the support or base of placement must be very clean of any stain rest of plaster, paint, etc. so that the adherence can perform its functions over time.

Installation Technique Movement Joints

To execute a correct installation of the ceramic product, it is necessary to always respect the movement joints: structural, perimeter, dilation and placement.

The Structural Joints:

They must always be respected as detailed in the project, fixed by the specialized engineer or architect.

Perimeter Joints:

They must be continuous and their width must not be less than 8 mm. Its mission is to isolate the ceramic pavement from other coated surfaces such as wall-floor encounters (they are hidden by placing the skirting board), pillars, doors.

Omitting the perimeter joints is one of the most frequent causes of the lifting of the ceramic tile.



The Partition Boards:

We will allow the existing deformations caused by the thermal variations between the tiles, the layer and the support. The large support surfaces covered with ceramic product must be subdivided into smaller ones, delimited by partition joints, whose function is to prevent accumulation of dilatations and contractions. In floors that are going to be subjected to intense pedestrian traffic, rolling with hard wheels or dragging heavy loads, it is necessary to use specific partition joints and suitable for heavy loads.

Installation Joints:

For safety to any structural movement (dilation - contraction), it is always necessary to place the separation joint, which will be left between all the adjacent ceramic tiles.

It is recommended not to do the placement with separation less than 2/3 mm. The advantages of the placement joints are several, they contribute to absorb the deformations produced by the support and moderate the stresses that are generated in its lower part when subjected to load. The accumulated tensions can produce the lifting of the tiles. They also have an important aesthetic function, enhancing the beauty of ceramics. The joints can receive a flat finish, flush with the tiles, or recessed concave. Its field of application is that of interior and exterior coatings.

Low-porosity, deformable and water-resistant joint sealants are also found. It is suitable for facades, pavements subjected to heavy traffic and premises with persistent presence of water. For premises that are frequently subject to the presence of acids and alkalis in premises for food or sanitary use, it is necessary to use base sealants; reactive resins of two components such as epoxy sealants. This type of grouting material is characterized by its composition based on synthetic resins (usually epoxy resin). Its main properties are: resistance to chemical products, bacteriological resistance, very good resistance to moisture and excellent resistance to abrasion.

The minimum separation between the product must not be less than 2-3 mm for interiors and 3-5 for exteriors.

Classification of sealants according to EN138888 standard.

CONCRETE BASED CEMENT SEALERS Cg2

Optional ARW (high resistance to abrasion and low water absorption).

SEALANTS BASED ON REACTIVE RESINS RG

Generally of two components, epoxy based, resistant to chemical products, they are completely waterproof and of high resistance to compression.

Do not use placement joints whose composition contains micronized carbon (*black smoke*), should always be avoided.



CLEANING TIPS

The following table lists the cleaning products best suited to each type of stain. To conserve more time the properties and the beauty of the porcelain stoneware / polished and semi-polished it is necessary the placement of carpets / mats at the entrances to the paved places; The mat retains the minerals that may remain stuck in the shoe sole.

Type of stain	Cleaning agent
Cement and calcareous residues	Cleaning products based on descaling acids
Oxide deposits	Descaling
Oils	Universal solvent, turpentine, acetone, alcohol
Fat	Ammonia, universal solvent, turpentine, acetone, alcohol
Tar or bitumen	Universal solvent, turpentine, acetone, alcohol
Painting	Universal solvent, turpentine, acetone, alcohol
Rubber or rubber	Universal solvent, turpentine, acetone, alcohol
Beer or wine	Ammonia, descaler
Iodo	Dilute bleach
Blood	Dilute bleach
Coffee, tea or juice	Universal solvent, turpentine, acetone, alcohol
Ink or mercromine	Universal solvent, turpentine, acetone, alcohol
Nicotine	Universal solvent, turpentine, acetone, alcohol, hydrogen peroxide, diluted bleach



ENVIRONMENTAL STEWARDSHIP

VITRIFIED TILES is a standard-bearer for eco-sustainable industry and has helped to make ceramic tile production a closed-cycle process. Throughout the entire process, has developed a system for the collection and reuse of reject output, process wastewater and the raw materials it contains, and the heat generated in a number of phases. Environmental quality criteria are applied to the entire manufacturing cycle, limiting consumption of natural resources and environmental impact, through the restoration of quarries' landscape and vegetation, controlled waste management, the optimization of energy consumption and the recycling of industrial wastewater.

The safety of the staff who work in the plants is another absolute priority: we performs constant checks on occupational health and safety levels, making any technical and organizational changes required, including through direct involvement of its employees, to whom the company offers continuous educational and training courses to guarantee compliance with the set safety and environmental standards.

"The Earth is what we all have in common." – Wendell Berry

"We share this planet, our home, with millions of species. Justice and sustainability both demand that we do not use more resources than we need." – Vandana Shiva

"Nature is painting for us, day after day, pictures of infinite beauty." – John Ruskin

"The proper use of science is not to conquer nature but to live in it." – Barry Commoner

"In our every deliberation, we must consider the impact of our decisions on the next seven generations." – Iroquois maxim

HIGH PERFORMANCES, PRACTICAL AND FUNCTIONAL



UNIFORM APPEARANCE
Aspetto uniforme
Gleichmäßiges Aussehen
Aspect uniforme



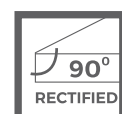
MEDIUM COLOR VARIATION
Media variazione cromatica
Mittlere Farbunterschiede
Variation chromatique moyenne



LIGHT COLOR VARIATION
Bassa variazione cromatica
Geringe Farbunterschiede
Variation chromatique basse



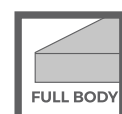
HIGH COLOR VARIATION
Alta variazione cromatica
Starke Farbunterschiede
Variation chromatique haute



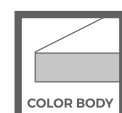
RECTIFIED WITH BEVEL
Rettificato con smusso
Richtig mit Abschrägung
Rectifié avec biseauter



NATURAL CURBS
Natürliche Ränder
Bords naturels
Bordi naturali



HOMOGENEOUS MIXTURE THROUGHOUT ALL PLATE MASS
Impasto omogeneo in tutta la massa della piastra
Einheitliche Mischung in der gesamten Steinmasse
Gâchage homogène dans toute la masse de la plaque



COLORED MIXTURE TO INTEGRATE WITH SURFACE COLOR
Impasto colorato per integrarsi al colore della superficie
Eingefärbte Mischung zur Integration mit der Oberflächenfarbe
Gâchage coloré pour s'assortir à la couleur de la surface



GUARANTEED ANTI-SLIP R10
Garanzia antiscivolo R10
Rutschbeständigkeitsgewähr R10
Antidérapant garanti R10



GUARANTEED ANTI-SLIP R11
Garanzia antiscivolo R11
Rutschbeständigkeitsgewähr R11
Antidérapant garanti R11

COLOR WARNING

Color shades shown in this catalog are merely indicative because the printed output undergoes significant changes compared to the original color.

The color shade of the slab can vary between different sizes of the same color.

LAYING ADVICE

It is advisable to create the appropriate transverse and longitudinal gradients during levelling or compacting, in order to ensure optimal drainage of the floor. We recommend the incorporation of a drainage substrate in order to facilitate runoff and prevent water pooling. It is also advisable to lay the slabs with a minimum joint of 3mm.

Given the frost resistance of porcelain stoneware, the L'Altra Pietra series offer a water absorption value closed to zero. This property could lead to localised pooling of water on the floor, even if the slabs are laid properly.

TECHNICAL SPECIFICATION

Sr.No	CHARACTERISTICS	STANDARD AS PER IS 15622:2006 GROUP BIA	MEAN VALUE OF VITRIFIED TILES
Regulatory Properties			
1	Deviation in Length & Width	±0.5%	±0.1%
2	Deviation in Thickness	±5.0%	±3.0%
3	Straightness of Sides	±0.5%	±0.1%
4	Rectrangularity	±0.5%	±0.1%
5	Surface Flatness	±0.5%	±0.2%
6	Glossiness	As per mfg.	Matt surface
Structural Properties			
7	Water Absorption	<0.5%	≤0.10%
8	Apparent Density	>2.0 g/cc	>2.10 g/cc
Massive Mechanical Properties			
9	Modulus Rupture	Min. 35 N/mm ²	Min. 40 N/mm ²
10	Impact Resistance	As per mfg.	Min. 0.55
Surface Mechanical Properties			
11	Surface abrasion resistance	As per mfg.	Min. Class 5
12	MOH's Hardness	As per mfg.	Min. 5
Thermo Hydrometric Properties			
13	Frost Resistance	No Damage	No Damage
14	Thermal Shock Resistance	No Damage	No Damage
15	Moisture Expansion	Nil	Nil
16	Crazing Resistance	No Damage	Min. 10 Cycle
Chemical Properties			
17	Chemical Resistance	No Damage	No Damage
18	Stain Resistance	Resistance	Resistance
Safety Properties			
19	Anti Skid (COF)	As per mfg.	Matt <0.75
20	Fire Resistance	As per mfg.	Fire Proof

PACKING DETAILS

	Size	Piece Per Box	Box Weight	Coverage Area Per Box
16mm	200x200	8	14.2	0.32 Sq. Mt.
	300x300	2	7.7	0.18 Sq. Mt.
	300x600	2	15.7	0.36 Sq. Mt.
	600x900	1	23.0	0.54 Sq. Mt.
	600x600	2	25.5	0.72 Sq. Mt.
	600x1200	1	26.0	0.72 Sq. Mt.
20mm	200x200	8	16.0	0.32 Sq. Mt.
	300x300	4	17.0	0.18 Sq. Mt.
	300x600	4	17.0	0.36 Sq. Mt.
	600x900	1	25.0	0.54 Sq. Mt.
	600x600	2	34.0	0.72 Sq. Mt.
	600x1200	1	35.0	0.72 Sq. Mt.